



Connecting Special Education to MI School Data

2020 SLIP Conference

Recently Released and Upcoming Projects
Updates Provided by
CEPI and the Train-the-Trainer Network

January 16, 2020



Welcome & Introductions




Professional Development & Train-the-Trainer Network

Dr. Jennifer Parker
jparker@misd.net



Rhonda Provoast
raprovoast@gmail.com



www.mischooldata.org
CENTER FOR EDUCATIONAL
PERFORMANCE AND INFORMATION
A service of the State of Michigan

- Helena Rose, CEPI
- LeeAnn Connelly, CEPI
- Jennifer Pricco, CEPI
- Cheryl Twichell, CEPI
- Debbie Hengesbach, CEPI



[Link to Presentation](#)



Today's Learning Objectives

- Know about the MI School Data portal
- Understand how to access Special Education data in the portal
- Make connections between Special Education and the data sets within the portal
- Transfer the learning to inform your professional practice



Agenda

Getting Started with MISchoolData (1 hour)

This mini-session provides an overview of the MISchoolData portal, including the main menus and basic navigation. Take a tour of the Dashboard, the K-12 and Postsecondary information, Early Childhood, and Workforce information. Explore the Special Education and Early Childhood menus. Find out how to change report settings using basic navigation techniques. *Note: Session may use web conferencing (e.g. Adobe Connect) or face-to-face (e.g. staff meeting).*

Sample Agenda	Topic	Instruction Time
4:30 – 4:40 pm	Contents of the Portal <ul style="list-style-type: none"> Who, what, where, when, why, and how Support for Michigan initiatives How information is displayed Rationale and Data Driven Dialogue 	10 mins
4:40 – 4:45 pm	Community side of the portal vs. Dashboard Login to secure side of the portal <ul style="list-style-type: none"> FERPA/HIPAA and logins Contacts How to get HELP 	5 mins
4:45 – 5:00 pm	Tour and Navigation <ul style="list-style-type: none"> Sidebar / Top-bar menus Changing Report Settings Changing Views: Snapshot, Trend, Entity Breakdown About this Report 	15 mins
5:00 – 5:10 pm	Snapshots <ul style="list-style-type: none"> Parent Dashboard Early Childhood K-12 Postsecondary Other 	10 mins
5:10 - 5:20 pm	Overviews of a School <ul style="list-style-type: none"> Parent Dashboard Our Schools At A Glance K-12 Dashboard and Accountability (MIDashboard) K-12 Financial Dashboard 	10 mins
5:20 – 5:30 pm	Basic Searches <ul style="list-style-type: none"> Achievement: Student Assessment (M-STEP) Demographic: Student Counts Process: Financial Dashboard Special audiences: CTE, Early Childhood, Workforce, Postsecondary Other 	10 mins
	Total	1 hour

Possible Resources:

- FERPA/HIPAA quiz
- Tour of Dashboard
- Introductory Video
- Introductory PowerPoint



Historical Perspectives

Collaboration Around School Data



The Tool: *Data Warehouse*

The Key: *Professional Development*

(2007)



- State of Michigan focused on creating a tool for districts to access state assessment data online, and to help educators learn how to analyze the data
- Calhoun ISD led a partnership with Shiawassee RESD and Macomb ISD and applied for a grant designed to address these needs
- Awarded in January 2007: Data for Student Success began



The Journey to School Transparency

(State Aid Act 94 of 1979)

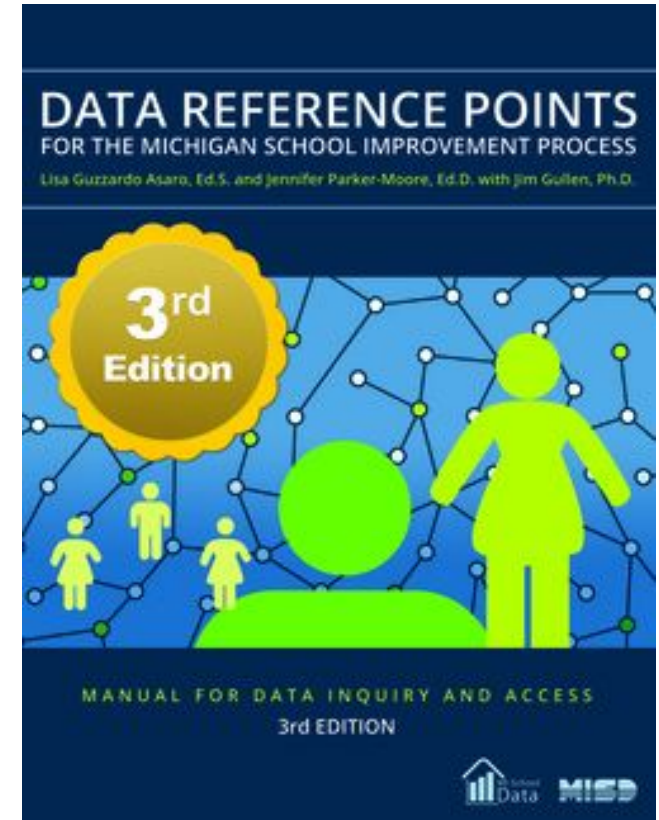
- MCL 388.1618 of the State School Aid Act requires all public schools to post certain financial information on their website (2006)
- MCL 380.620 of the Revised School Code requires all ISDs to post certain information on their website (2006)
- The legislative requirements are found in [Section 18 of the State School Aid Act](#)



Regional Data Initiatives (2009-2012)

Goals of the RDI grant:

- To provide Michigan teachers with real-time access to student data at the classroom level
- To determine how to best use the assessment and data access programs that are currently in place
- To provide every educator in Michigan with an opportunity to differentiate and individualize instruction
- To build on professional development for using data
- To inform instruction and enable educators individualize instruction
- To improve implementation of principles of Universal Design for Learning (UDL)



Consortiums:
Data Director
Pearson Inform
Igor/Kent
Data Wise



Transition from D4SS to MI School Data

(2011-12 to present)

- Macomb ISD and Shiawassee RESD applied for a grant with MDE to create Professional Development opportunities for educators using the MI School Data portal.
- Five regions were established based on the TRIG consortiums.
- Each region has two regional advisory members who meet monthly by Adobe Connect.
- Over 25 courses have been created to help educators with understanding the uses and availability of the portal.
- TtT Network is represented at local, regional, and state professional conferences and participate in vendor shows.



22iTRIG

- Assessment & Curriculum (MI Open Book Project)
- EduPaths (Classroom Readiness)
- Data Integration (Data Hubs)
- Data Services Collaborative
- Device Purchasing
- E-Rate
- Michigan Technology Readiness Assessment Tool (MTRAx)
- State Education Network
- Strategic Readiness Support (SRS)
- Targeted Site Transformation

2013-2017



Keeping the Momentum

Modeling after successes in the field...

- Existing work groups
 - *Regional Advisory*
 - *Big 10*
 - *Actionable Data*
 - *etc.*





Greater Michigan Educational Consortium (Genesee ISD)

Intra-Michigan Consortium (Wexford-Missaukee ISD)

Kent ISD Consortium (Kent ISD)

Rural Northern Michigan Consortium (Copper Country ISD)

Southwest Michigan Consortium (Kalamazoo RESA)

Region	Contact	Email
Blue Greater Michigan Educational Consortium	Kathy Miller - Shiawassee RESD Carol Anthony - Oakland Schools	millerk@sresd.org carol.anthony@oakland.k12.mi.us
Green Kent ISD Consortium	Stan Masters - Lenawee ISD David Hundt - Muskegon ISD	stan.masters@lisd.us dhundt@muskegonisd.org
Red Southwest Michigan Consortium	Lisa Jenkins - Kalamazoo RESA Dan Wei - Berrien RESA	lisa.jenkins@kresa.org dan.wei@berrienresa.org
Orange Intra-Michigan Consortium	Dr. Jennifer Parker - Macomb ISD Dr. Lisa Lockman - Wex-Miss ISD	jparker@misd.net llockman@wmisd.org
Purple Rural Northern Michigan Consortium	Valerie Masuga - Eastern UP ISD Rich Marshall - Cheboygan-Otsego-Presque Isle ESD	vmasuga@eupschools.org marshallr@copese.org



Tour of the Portal

The screenshot shows the navigation menu of the MI School Data portal. The menu is organized into several main categories, each with a dropdown arrow. Red arrows point to specific items within these categories:

- Parent Dashboard**
 - Dashboard Home
 - State Overview
 - Find a School
 - Contact Us
 - Dashboard Help
- Early Childhood**
 - Child Count
 - Continuity of Service in Special Education
 - EC Absenteeism
 - Kindergarten Count
 - Kindergarten Pathways
 - Third Grade Assessment Outcomes for Early Childhood Participants
- Special Education**
 - Special Education Inquiries
 - Annual Public Reporting - SPP
 - Continuity of Service in Special Education
 - Data Portraits
- K-12th Grade**
 - School Index
 - Student Counts
 - Student Assessment
 - Postsecondary Outcomes by High School
 - The Schemis - K-4 Grades
 - District & Accountability Information
 - English Learner Data
 - Financial Reports
 - Staffing Information
 - Career and Technical Education
 - Data Tools for School Improvement
 - District/School Information
- Postsecondary**
 - College Degrees and Certificates Awarded
 - College Transfer
 - College Undergraduate Enrollment
 - Postsecondary Outcomes by High School
 - Success Rates
 - Postsecondary Data Inventory
- Workforce**
 - Median Annual Wages by Education Attainment
 - City Level Wages Over Time
 - Median Annual Wages by Field of Study
 - Median Annual Wages by Educational Attainment and High School CTE Status
- Other & Data Files**
 - Administration
 - Migrs - Career and College Readiness
 - Annual Education Report
 - Data Files
 - Data for Student Success
 - Accountability Review



Annual Education Report

- <https://www.mischooldata.org/AER2019/Default.aspx>
- Add the school year to the PDF downloadable output is definitely doable.



MI School Data Annual Education Report

Parent Dashboard ▾ Early Childhood ▾ Special Education ▾ K-12th Grade ▾ P

Other & Data Files > Annual Education Report > Annual Education Report Home

Annual Education Report Home Combined Report Combined Report Help

Annual Education Report

Information About 2019-20 Annual Education Report

The AER is designed to meet the federal requirements of the Every Student Succeeds Act for an annual report. For more i
Department of Education.

- [English Memo](#)
- [Spanish Memo-Coming Soon](#)
- [Arabic Memo-Coming Soon](#)

←

Annual Education Report for the 2019-20 School Year

School Index

Using the School Index in MISchoolData with Connections to School Improvement

Dec 2019

Dan Wei – Berrien RESA
 Dr. Jennifer Parker, MISD
 Kathy Miller, SRES

Train-the-Trainer Network



Using the School Index in MISchoolData by CEPI/Macomb ISD is licensed under a [Creative Commons Attribution-NonCommercial-ShareAlike 4.0 International License](https://creativecommons.org/licenses/by-nc-sa/4.0/).

Based on a work at <http://mischooldata.org>.

Permissions beyond the scope of this license may be available at <http://michigan.gov/cepi>.

Data Dig (2018-2019)

Follow along as we cover each area of the School Index by mining your local information.

These materials are provided as part of the Official Training Resources and Professional Development Activities of the MISchoolData portal.


For more guidance on local data, complete the [Data Dig \(2018-19\): MISchoolData & the School Index](#)

The collage includes several key sections of the report:

- Overview:** A summary table with a score of 80.64 and a 'Support Category' section.
- Consortium Index:** A table with columns for 'Consortium Index', 'All Schools', 'Target', and 'Score'.
- Graduation Rate Index:** A table with columns for 'Graduation Rate Index', 'All Schools', 'Target', and 'Score'.
- English Learner Progress Index:** A table with columns for 'English Learner Progress Index', 'All Schools', 'Target', and 'Score'.
- School Quality & Student Success Index:** A table with columns for 'School Quality & Student Success Index', 'All Schools', 'Target', and 'Score'.
- Assessment Participation Index:** A table with columns for 'Assessment Participation Index', 'All Schools', 'Target', and 'Score'.



CEPI: *What's New, Coming Soon, In Development*



www.mischooldata.org

CENTER FOR EDUCATIONAL
PERFORMANCE AND INFORMATION

A service of the State of Michigan



January 2020

News & Notes

A publication of the MI School Data Train-the-Trainer Network



Talking Points for School Leaders

MI School Data Help & Resources

Report Calendar

- [Recently Posted](#) - Click here for recent report releases
- [Coming Soon](#) - Reports planned for release
- [In the Works](#) - New reports in the planning/development stage

Help with Secure Login Access

- [K-12 Personnel](#) - Contact your ISD technical or curriculum advisor.
- [College and University Personnel](#) - Contact your College or University Keyholder.
- [State of Michigan Personnel](#) - Contact the Center for Educational Performance and Information (CEPI).

Questions? Contact Us

- [Email Help Desk](#) - (CEPI) hosts a Help Desk to report an issue or ask for MI School Data assistance.

News and Updates

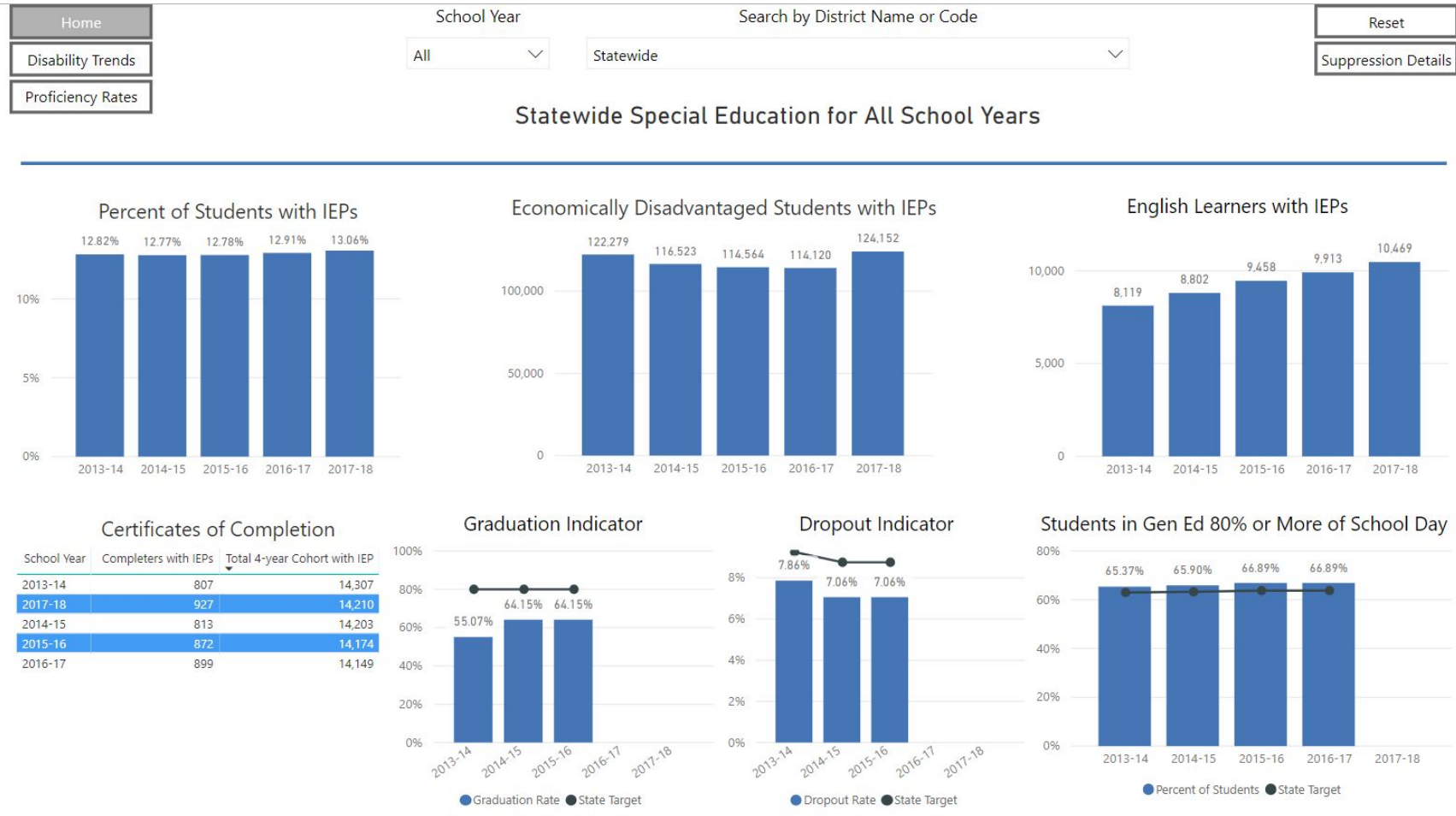
- [What's New on MI School Data](#)
- [MI School Data Talking Points for School Leaders](#)

Resources

- [What is MI School Data?](#)
- [How to Navigate MI School Data](#)
- [Demos and Guides](#)



Coming Soon Highlights – Special Education Dashboard

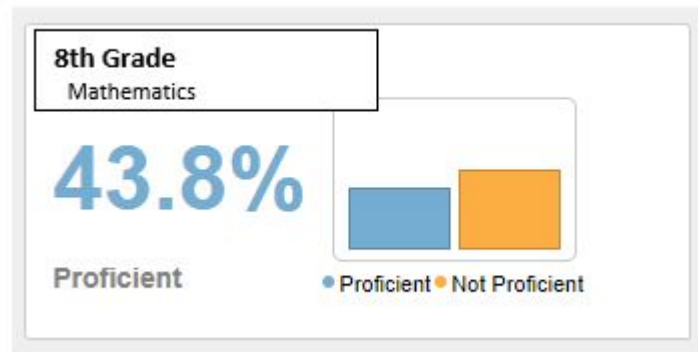


- CEPI has presented to the Office of Special Education at MDE, they will be reviewing the dashboard and providing further feedback.



Coming Soon Highlights – 2018-19 At Risk Student

New Tile



- Adding 8th Grade PSAT Mathematics tile

Changes to Tile



- Title changing to 11th Grade Career and College Readiness
- College Ready label changing to Proficient
- Improvement label changing to Trend
- Trend chart will include 3 years of data



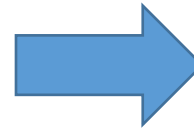
Timelines to Note

<i>Month Test/Final Data</i>	<i>Preview Release</i>	<i>Public Release</i>
November 2019	PD – Number of Non-Instructional Staff	PD – Teacher Retention PD – Teacher Years of Experience
December 2019	AER School Index PD – Progress PD – EL Progress PD – Test Participation PD – On-Track Attendance	
January 2020	Top 30/Bottom 30 31a At Risk	
February 2020		
March 2020	Grade A-F	



School Services & Offerings

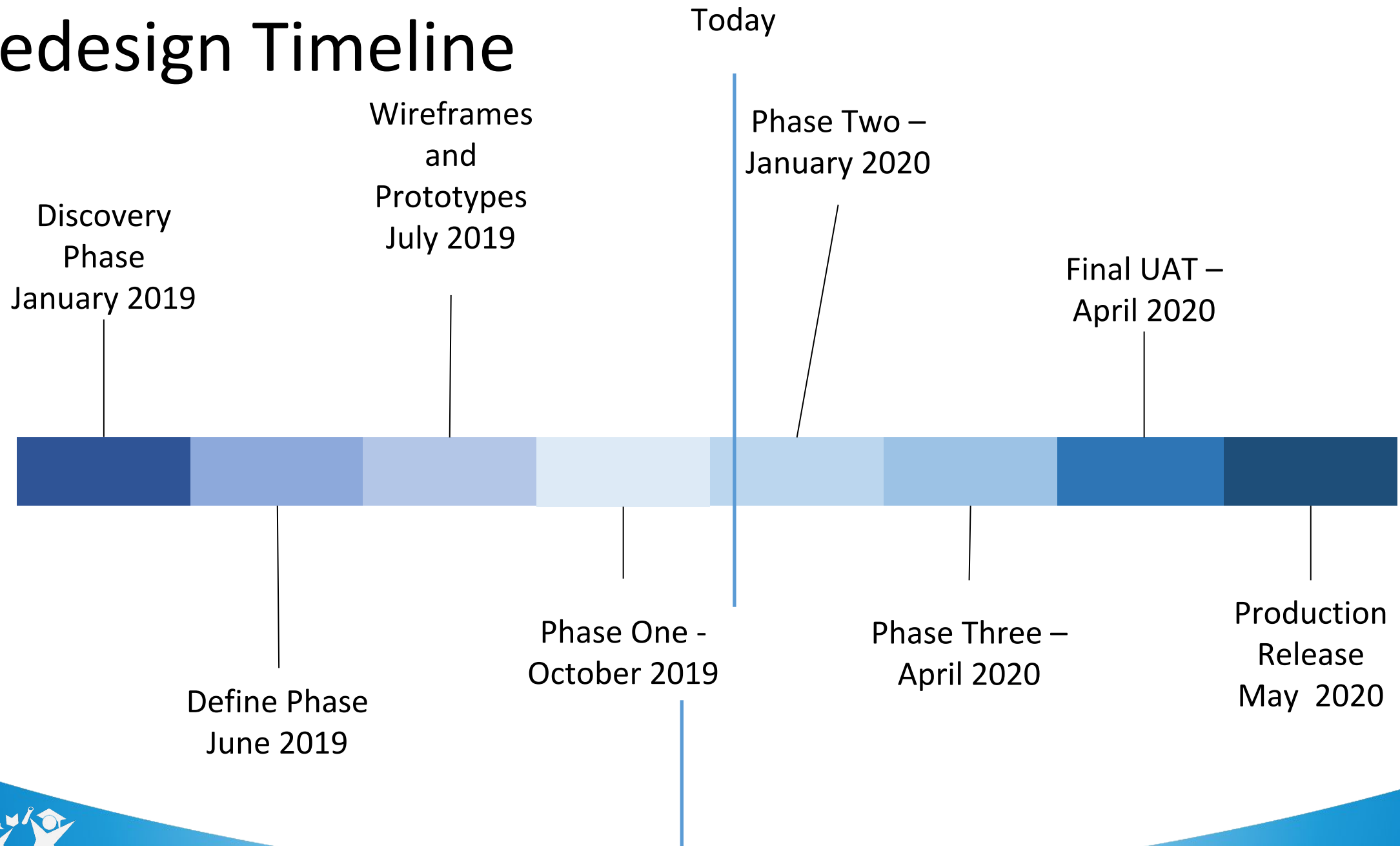
- Next pull occurs in April 2020
- Make Updates in EEM by 4/9/20



A screenshot of the MI School Data Parent Dashboard for North Branch Elementary. The dashboard features a dark blue header with the MI School Data logo and navigation links for 'Parent Dashboard' and 'Early Childhood'. Below the header, the title 'Parent Dashboard for S' is displayed, followed by the subtitle 'Your window to important school i'. Navigation links for 'Dashboard Home' and 'State Overview' are visible. The main content area is titled 'North Branch Elementary' and contains a sidebar menu with options: 'Overview', 'School Services & Offerings', 'Student Data', 'Staff Data', and 'School Index'. A 'Find a School' button is located at the bottom of the sidebar.



Redesign Timeline



DRAFT

MI School Data Redesign

Home Landing Page

The screenshot shows a modern web interface for Michigan's official education data source. At the top, there is a navigation bar with 'MI School Data' and 'Michigan's official education data source'. A search bar is prominently displayed with the placeholder text 'search by topic or location: school, district, address, city, county...'. Below the search bar, there are tabs for 'Educators', 'Parents', 'Policymakers', and 'Media'. The main content area features a large hero section with the headline 'Dual Enrollment: Get a Head Start on a Degree' and a sub-headline 'Who participates and succeeds in Early Middle College programs?'. A 'Learn more about Dual Enrollment' button is present. Below the hero section, there are three columns: 'Trending Now' with cards for 'Student Assessments', 'Postsecondary Success Rates', and 'Statewide Comparisons'; 'Featured Dashboards' with a 'What is MI School Data?' section and a 'Whole School. Whole Community. Whole Child.' section; and 'Find and Compare Education Locations' with a map and search controls. At the bottom, there is an 'Education Data Stories' section with cards for 'Dual Enrollment: Get Ahead with Two Degrees' and 'Teacher Preparation', and a 'Data Snapshots of Michigan' section with four data points: 'Students with Disabilities' (199,620), 'English Learners' (96,537), 'College Readiness' (34.6% Met Benchmarks), and 'Economically Disadvantaged' (50.4% of all students). A 'Report & Data Builder Tool' is also visible at the bottom right.



MI School Data Redesign

Educator Landing Page

The screenshot shows a web interface for Michigan's official education data source. At the top, there is a navigation bar with 'MI School Data' and 'Michigan's official education data source'. Below this is a secondary navigation bar with categories like 'Early Childhood', 'Special Education', 'K-12 Grade', 'Postsecondary', 'Workforce', 'Data & Apps', and 'Learning Resources'. A search bar is also present. The main content area is titled 'Data and Insights for Educators' and includes a dropdown for 'Education Locations and Settings'. The page is divided into several sections: 'Featured Dashboards' with 'Student Counts' (Graduation & Dropout Rates, Student Count, Non-Resident Status), 'Welcome' (with login options for State and Non-State Employees), 'Student Assessments' (English Learner Assessment, Grades 3-8 Assessment, High School Assessment), 'Staffing Information', 'Special Education', 'Career and Technical Education', 'Postsecondary Outcomes by High School', 'Report Builder', and 'Parent Dashboard'.

DRAFT



MI School Data Redesign

Early Childhood

The screenshot displays the MI School Data website interface. At the top, there is a navigation bar with 'MI School Data' and 'Michigan's Official Education Data Source'. Below this, a menu lists various data categories: Early Childhood, Special Education, K-12 Grade, Postsecondary, Workforce, Apps & Data, and Learning Resources. The main content area is titled 'Early Childhood' and features a 'Featured Report Topics' section with three cards: 'Absenteeism rate of 2016-17 Economically Disadvantaged Kindergartners that had an Early Childhood program before Kindergarten Statewide' (6.2%), 'Out of children enrolled in Early Childhood programs, percent enrolled in OSIP in 2016-17 Statewide' (37%), and 'Percentage of 2016-17 Kindergartners enrolled in Early Childhood Special Education before beginning Kindergarten Statewide' (10%). Below this is the 'Early Childhood Reports' section, which includes: 'Child Count', 'Participation by Kindergarten', 'Early Childhood Impact on K-3 Absenteeism', 'Kindergarten Pathways', 'Continuity of Service in Special Education: Service Pathways', and 'Continuity of Service in Special Education: Service Comparisons'. An 'Additional Resources' section lists links to 'Early Childhood Resources' and 'Michigan Department of Education Resources'. At the bottom, there are four 'Log In/Sign Up' buttons for different user roles. The footer contains 'About MI School Data', 'Most Visited Links', 'Recently Viewed', 'Recently Updated', and 'Utilities'.

DRAFT





**Connections to
Continuous
Improvement**

Understanding Data Systems

Data System Descriptions - MI School Data, Local Warehouse, Data Hub,

MI School Data	Michigan Data Hub (MiData Hub)	Local Data Warehouse
<ul style="list-style-type: none"> • Built with state-level data sources, combining state reporting and state assessment data • Contains data from multiple sources including Pre K - Postsecondary, Achievement, Mobility, Financial, and numerous other data types • Provides information on students before and after a student's K-12 years • Works from state data sources, it is only as up-to-date as the last data dump received • Has a public side where state verified aggregate data is available • Has a private side that has some detailed student level data that is only available to those with authorized logins • Has over 98,000 different reports • Report types are established by the state and are not customizable • Includes the ability to compare both state with district/building data; county with district/building; as well as district/building with other districts/buildings. • Provides tools, data sets, and reports that assist districts/schools with legal requirements 	<ul style="list-style-type: none"> • Exchanges information between numerous disconnected data systems used by schools in the state based on pre-defined standards (School Messenger, Local Data Warehouse, State Submissions, etc.) • Provides consistency in data layout which results in a reduction in connectivity costs for local districts. • Able to see student demographic information during transitional enrollment (information carries over from previous district including free and reduced lunch status, special programs, grades & courses.) Future ability to bring data back in from the SIS • Provides UIC number resolution and/or creation • Provides an Early Warning System Dashboard statewide • Connects to MiLearn which allows parents to see their student's information over time through log ins. • Able to load local information into the state need assessment templates for a more complete set of data that can be easily used for district and school improvement planning and monitoring. • Connects to MiStrategy Bank of prepopulated evidence and research based strategies will be available statewide. • Allows the MiRead application (IRIP creation) statewide availability • Facilitates the movement of student data from District to District throughout the State 	<ul style="list-style-type: none"> • Typically receives local and daily data from a student information system(s) as well as other sources • Includes data sets in the warehouse that are determined at the County and Local level • Able to update nightly in many cases and in data sets that are not updated nightly can be updated at the discretion of the local district/ISD • Often has an assessment system component that can be used by teachers to deliver assessments to students • Has the ability for county and ISD users to create customized reports that include both state and local data • Can be used for formative data collection and a variety of data types • Aggregates data over years for analysis • Able to compare multiple data sets (multiple assessments, attendance, behavior, etc.) easily through customized reports • Able to create customized county, district, building, grade level thresholds and color coding to quickly flag areas of focus


© Shiawassee RESD
K. Miller



Data Types w/Examples

Connections to MICIP



Demographic Data	Achievement/ Outcome Data	Process Data	Perception Data
<ul style="list-style-type: none"> • Enrollment • Subgroups of students • Staff • Attendance (Students and Staff) • Mobility • Graduation and Dropout • Conference attendance • Education status • Student subgroups • Parent involvement • Teaching staff • Course enrollment patterns • Discipline referrals • Suspension rates • Alcohol-tobacco-drug violations • Extracurricular participation • Physical, mental, social and health 	<ul style="list-style-type: none"> • Local assessments: District Common Assessments, Classroom Assessments, Report Cards • State assessments: MME, SAT M-STEP, MI-Access, ELPA • National assessments: SAT, PSAT8/9, PSAT10 WorkKeys, NWEA, ITBS, CAT, MET NAEP, PSAT GPA • Dropout rates • College acceptance 	<ul style="list-style-type: none"> • Policies and procedures (e.g. grading, homework, attendance, discipline) • Academic and behavior expectations • Parent participation: PT conferences, PTO/PTA, volunteers • Suspension data • School Process Indicators (SSR 26 Indicators) or (ISA/SA) • Event occurred: Who, what, when, where, why, how • What you did for whom: E.g. All 8th graders received violence prevention 	<ul style="list-style-type: none"> • Survey data (student, parent, staff, community) • Opinions (Clarify what others think. People act based on what they believe. How do they see you/us?) 

Visioning



IDEA: Data Tools for School Improvement

Evolution of "School Research" in MISchoolData

WHOLE SCHOOL, WHOLE COMMUNITY, WHOLE CHILD
A collaborative approach to learning and health

STRATEGIC GOALS

Component Area	Category Area	Alignment to State & Michigan	Key Indicators
Ability of implementation	Student Achievement	3, 5, 6, 7	1. Is there a plan in place that ensures the district engages in a systematic and ongoing process and analysis of student needs to ensure the ongoing program and services for students with disabilities? 2. Are the district's policies and procedures for the provision of services to students with disabilities in line with state and federal laws and regulations? 3. Is the district's program in place for all of our students?
Early Childhood	Student Achievement	3, 5, 6, 7	1. How do the district's policies for formal systems, policies and procedures in support of the operation of the district? 2. Does the district participate in regional Center for Technical Education (CTE) programs?
Professional Development	Student Achievement	3, 4	1. Does the district's professional development and training program ensure that all staff are equipped with the skills and knowledge necessary to provide high-quality instruction? 2. Does the district's professional development and training program ensure that all staff are equipped with the skills and knowledge necessary to provide high-quality instruction?
College/Career Readiness	Student Achievement	3, 5, 6, 7	1. Does the district's program ensure that all students are prepared for postsecondary education and training? 2. Does the district's program ensure that all students are prepared for postsecondary education and training?
Student Health	Student Achievement	3, 4, 5, 6, 7	1. How does the district ensure that all students are safe and healthy? 2. How does the district ensure that all students are safe and healthy?

STRATEGIC GOALS 2

Component Area	Category Area	Alignment to State & Michigan	Key Indicators
Attendance	Student Achievement	3, 4, 5, 6, 7	1. How does the district ensure that all students are present in school? 2. How does the district ensure that all students are present in school?
Attendance and Engagement	Student Achievement	3, 4, 5, 6, 7	1. How does the district ensure that all students are present in school and engaged in learning? 2. How does the district ensure that all students are present in school and engaged in learning?
Attendance and Engagement	Student Achievement	3, 4, 5, 6, 7	1. How does the district ensure that all students are present in school and engaged in learning? 2. How does the district ensure that all students are present in school and engaged in learning?
Attendance and Engagement	Student Achievement	3, 4, 5, 6, 7	1. How does the district ensure that all students are present in school and engaged in learning? 2. How does the district ensure that all students are present in school and engaged in learning?

The New "School Research" questions become CNA Questions already identified Previously 19 indicators/60's => 14 components

MICIP and the Redesign



THE COMPREHENSIVE NEEDS ASSESSMENT

MI-COMPREHENSIVE NEEDS ASSESSMENT (CNA)
Michigan Statewide Dashboard

MI-SCHOOL DATA | DISTRICT PROFILE | Overview | MI-SCHOOL DATA | School Year 2020/2021

41% 63% 47% 3165 54% 23-1 \$5,767

The New "Introductory Report" becomes the CNA Dashboard and a launching point for further inquiry.

IDEA: Data Tools for School Improvement
Evolution of "Other Links" in MISchoolData

The New "Other Links" address questions not readily available in MISchoolData, but require linking to outside sources.



The Michigan Integrated Continuous Improvement Process (MICIP) is a pathway for districts to improve student outcomes by assessing whole child needs to develop plans and coordinate funding.



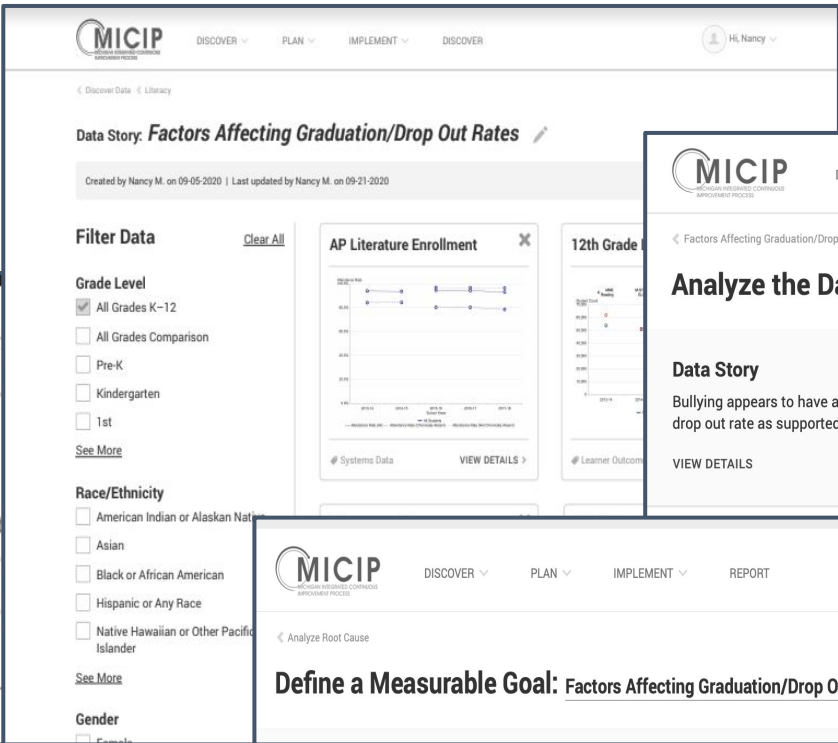


Discover data by exploring premade data stories, or create a custom data story.

Search literacy data stories...

Data Story Name

Factors Affecting 3rd Grade Literacy



Filter Data

Grade Level

- All Grades K-12
- All Grades Comparison
- Pre-K
- Kindergarten
- 1st

Race/Ethnicity

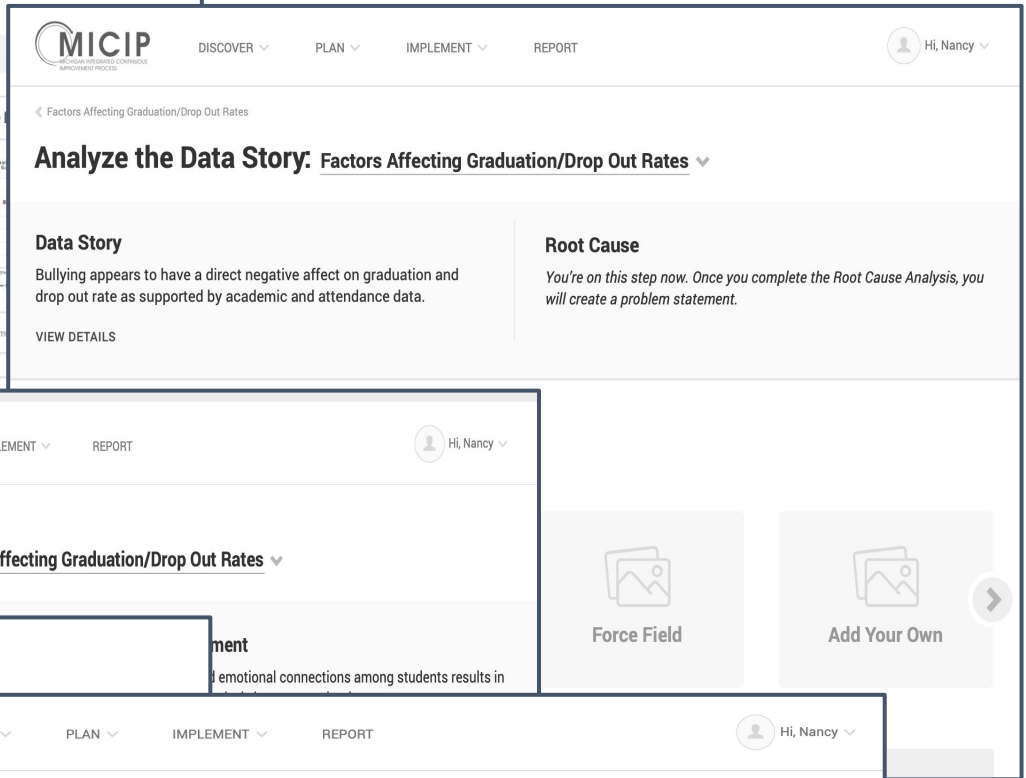
- American Indian or Alaskan Native
- Asian
- Black or African American
- Hispanic or Any Race
- Native Hawaiian or Other Pacific Islander

Gender

- Female
- Male

AP Literature Enrollment

12th Grade



Analyze the Data Story: Factors Affecting Graduation/Drop Out Rates

Data Story
Bullying appears to have a direct negative affect on graduation and drop out rate as supported by academic and attendance data.

Root Cause
You're on this step now. Once you complete the Root Cause Analysis, you will create a problem statement.

Force Field

Add Your Own

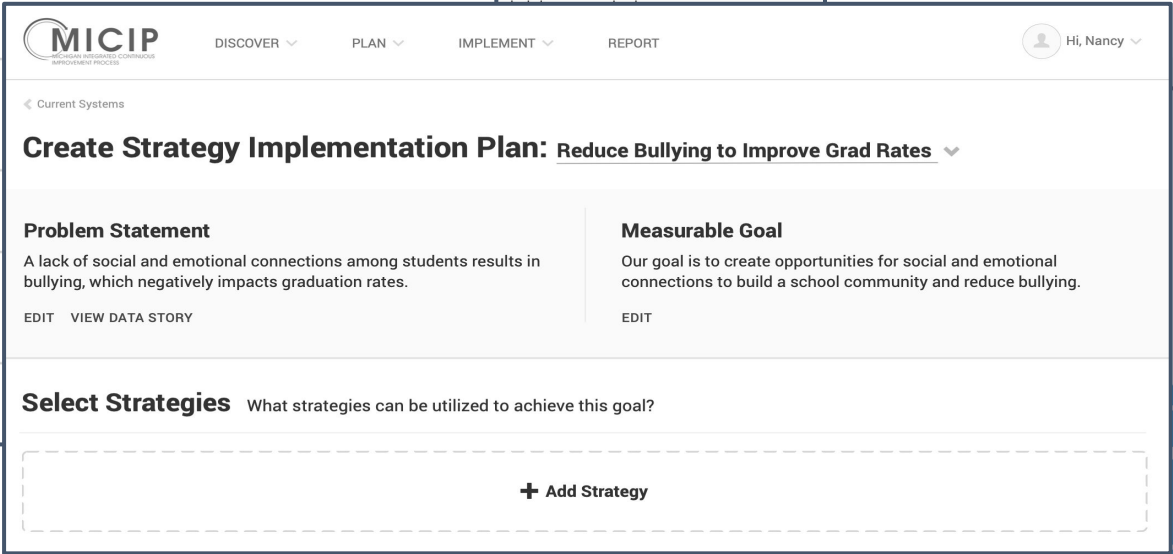
Define Evaluation Impact Measures

What is the end target of your goal? How will you measure it?

+ Add Measure

What interim targets will you strive to achieve? How will you measure them?

+ Add Measure



Create Strategy Implementation Plan: Reduce Bullying to Improve Grad Rates

Problem Statement
A lack of social and emotional connections among students results in bullying, which negatively impacts graduation rates.

Measurable Goal
Our goal is to create opportunities for social and emotional connections to build a school community and reduce bullying.

Select Strategies What strategies can be utilized to achieve this goal?

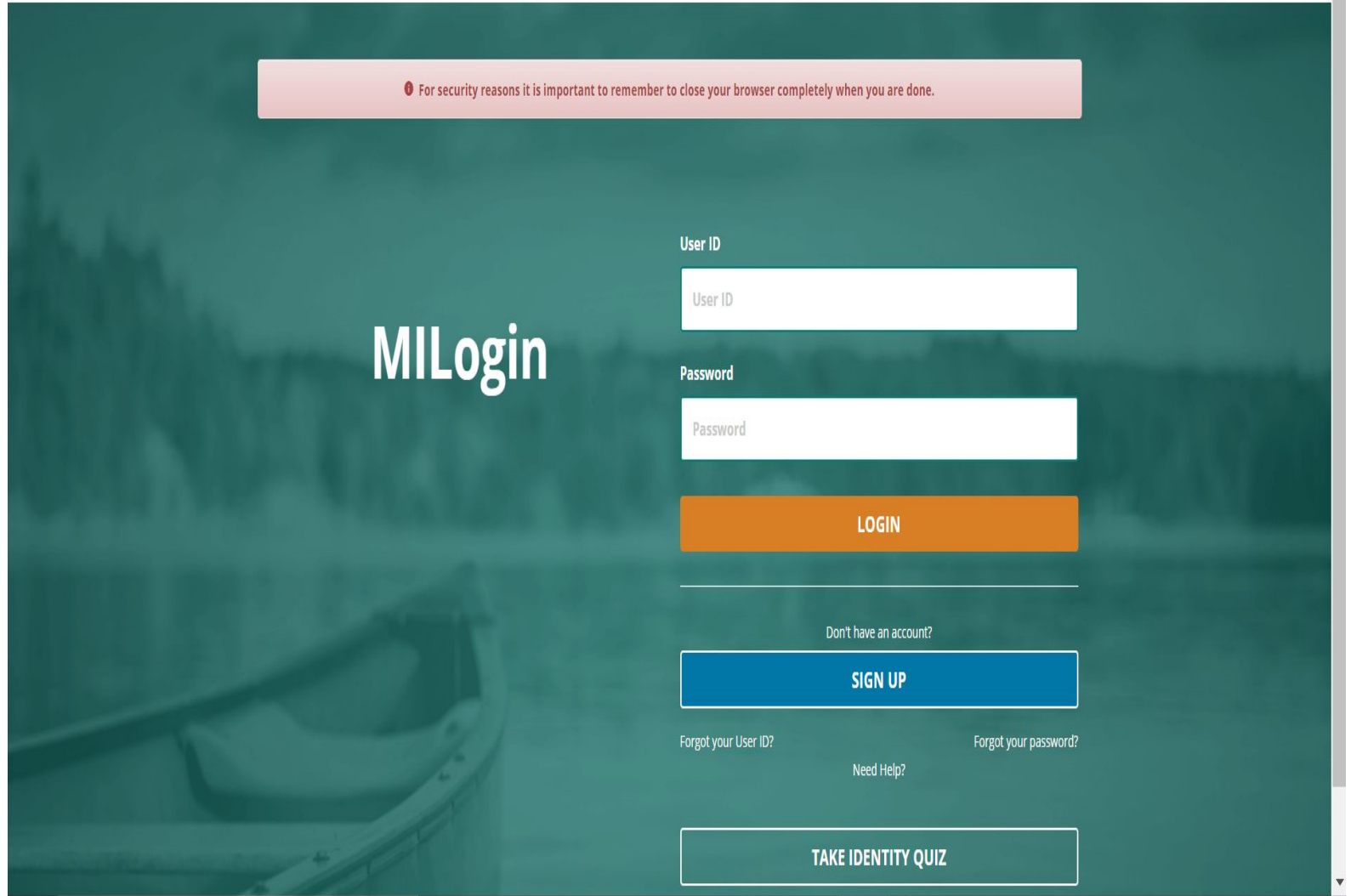
+ Add Strategy



Moving to MILogin Account with Redesign

Need to create MILogin
account with **same email
address as MISchoolData**

Security rights should
transfer if account is
created before
redesigned site connects
security



For security reasons it is important to remember to close your browser completely when you are done.

MILogin

User ID

Password

LOGIN

Don't have an account?

SIGN UP

[Forgot your User ID?](#) [Need Help?](#) [Forgot your password?](#)

TAKE IDENTITY QUIZ



Accountability Permissions: Reminders

Accountability Roles

- There are **3 Role Levels** within the Accountability System in MISchoolData:

- ISD
- District
- School

For logins, password reset:

[K-12 Personnel - contact your ISD technical contact or curriculum advisor](#)

MISchoolData
REQUEST FOR UPDATE TO PERMISSIONS

Applicant Information

DISTRICT: _____

NAME (PLEASE PRINT): _____

Email: _____ MISchoolData User ID: _____

JOB TITLE: _____

ACCESS LEVEL (Circle One): _____ DISTRICT _____ SCHOOL _____

IF SCHOOL level, BUILDING NAME: _____

Updates Requested (Please check all that apply):

<input type="checkbox"/> ACCOUNTABILITY ADMINISTRATOR (added to current ROLE) <ul style="list-style-type: none"> View Student Performance Data View Student History Data View Accountability Issues View Accountability Downloads Download Accountability Student Data Reports 	<input type="checkbox"/> ROLE CHANGE FROM: _____ TO: _____
<input type="checkbox"/> ADDITIONAL PERMISSIONS (Circle all that apply): <ul style="list-style-type: none"> Create Accountability Issues Edit Accountability Issues Submit Accountability Issues Other: (Please describe) _____ 	NOTES/SPECIAL INSTRUCTIONS: _____

Acknowledgements

I acknowledge my understanding of rights, responsibilities, and requirements of FERPA regarding these role permissions.	Applicant Signature: _____	Date: _____
I approve these role permissions.	Superintendent Authorization/Signature: _____	Date: _____

Please send all requests to Macomb ISD Help Desk

DO NOT WRITE BELOW THIS LINE

Date Processed: _____ Processed by: _____

MISchoolData Train-the-Trainer Updated 12/19

MISchoolData

MISchoolData
FERPA/HIPAA Quiz

www.mischooldata.org

This quiz is designed to test your knowledge of the Family Educational Rights and Privacy Act (FERPA) and the Health Information Portability and Accountability Act (HIPAA). Take this quiz at the beginning of the workshop and record your answers in the first column, labeled Pre. As you work through the workshop activities, you may learn additional information. Record any changes to your answers in the second column, labeled Post.

Put "T" for True or "F" for False next to each statement.

Pre	Post	Statement
		1. Schools must provide a parent with an opportunity to inspect and review his or her child's education records within 60 days of receipt of a request.
		2. Schools must individually notify parents of their FERPA rights by mail.
		3. When a student turns 18 years old and the rights under FERPA transfer from the parent to the student, the school must obtain consent from the student in order to disclose grades and other education records to the parents.
		4. In a legal separation or divorce situation, both parents have the right to gain access to the student's education records.
		5. A school may designate and disclose any information on a student as "directory information," as long as the school notifies parents and provides them with an opportunity to opt out.
		6. Teachers may post grades by student name or social security number.
		7. To be considered an "education record," information must be maintained in the student's cumulative or permanent folder.
		8. When a student transfers to a new school, the former school is required to send the student's education records to the new school.
		9. A parent of a former student has the same right to inspect and review the student's education records as a parent of a student currently attending the school.
		10. Schools are required by FERPA to maintain a student's transcript for 3 years.
		11. School nurse records are not subject to FERPA, but are subject to the HIPAA Privacy Rule.
		12. The disclosure of student immunization information to an outside agency such as a state health department is governed by FERPA, not HIPAA.
		13. Records created and maintained by a school resource officer or law enforcement unit are not subject to FERPA.
		14. FERPA grants parents the right to have a copy of any education record.
		15. The following would be an acceptable release of information without the parent's consent: To the state department of education in relation to an audit or evaluation of state-funded education program. To the student To any school official within the school district To potential employers or honor organizations attempting to verify grades, class rank

Content Current as of 10/2016
Page 1 of 2



Permissions

View Early Childhood with Sensitive Information

Reports: Third Grade Assessment Outcomes for EC Participants, K-12 School Data Files

- Grants secure user permission to view Third Grade Assessment Outcomes for Early Childhood Participants reports.
- This permission is also used to filter locations by secure user in the IntegratedDropdownFinder user control.
- This permission is referenced in School Data Files. It grants secure users permission to select EC Participant Assessment school data file.
- This permission is referenced in K-12 School Data Files. It grants secure users permission to select EC Participant Assessment school data file.

View Sensitive Student Pathways

Reports: College Data Files

- Grants secure user permission to view Postsecondary School Data Files with “Basic Sensitive” data.

Sensitive information is the student’s UIC, First, Middle, and Last names. Also it looks like some other fields (HS_MIGRANT, HS_HOMELESS, HS_ENG_LANG_LEARNERS, and HS_STU_W_DISAB) are added when “Include Sensitive Information” is checked.



ISD Accountability Administrator

ISD Accountability Administrator roles have two responsibilities:

1. Review of Accountability Issues
2. Account Administration

Who: Depending on the ISD/Agency, usually a consultant or technical staff.

EXAMPLES:

1. *Review accountability issues as requested by Districts.*

Example: Macomb ISD Consultants – DSpencer/Emily McEvoy/Harvey Czerwinski

2. *Create Accountability roles (ISD, District, School)*

Example: Macomb ISD Consultants/Technical – JParker/KMartin



District Accountability User

District Accountability User roles have 3 responsibilities:

1. *downloading the file,*
2. *sharing the file, and;*
3. *leading the appeal on behalf of the DISTRICT*

Who: Depending on the district infrastructure, usually a single person from the district in a Central Office position.

MISchoolData Permissions needed for this role:

- Access Report Information
- View Student Performance Data
- View Student History Data

Additional/Specific **Accountability Permissions** needed for this role:

- View accountability issues
- View accountability downloads
- Download accountability student data reports
- **Create accountability issues**
- **Edit accountability issues**
- **Submit accountability issues**



Please note, the items in RED are highly sensitive and usually handled at the District level by an District Accountability Administrator)



School Accountability User

School Accountability User role has 2 responsibilities:

1. *reviewing file(s), and;*
2. *informs the District Accountability User that an APPEAL is necessary*

Who: Depending on the District, usually each building administrator.

MISchoolData Permissions needed for this role:

- Access Report Information
- View Student Performance Data
- View Student History Data

Additional/Specific **Accountability Permissions** needed for this role:

- View accountability issues
- View accountability downloads
- Download accountability student data reports

Depending on the District, building administrators may be responsible for **additional permissions** that must be turned on by the ISD Accountability Administrator.

- **Create Accountability Issues (for the school)**
- **Edit Accountability Issues (for the school)**
- **Submit Accountability Issues (for the school)**

Please note, the items in RED are highly sensitive and usually handled at the District level by an District Accountability Administrator)



Contact Us:

For more information

Dr. Jennifer Parker

jparker@misd.net

Rhonda Provoast

raprovoast@gmail.com

